



Richmond Green Secondary School

Course Selection Planning for Grade 11



Decisions, Decisions!

Choose now! Your completed online course selection **AND** printout with parent/guardian signature is due back to your Period 1 teacher by: **Friday FEBRUARY 24, 2017**

Students who submit their course selection late may not be able to enroll in the courses of their choice



Course Selection Requires Planning

Choose wisely! Know your strengths, limitations and interests

Seek advice! Teachers, guidance, and parents



Full Disclosure

The Ontario Student Transcript provides a record of a student's overall achievement in high school and is required by post-secondary institutions to assess admission to their programs

In grades 9 and 10, only successfully completed courses appear on the transcript

In grades 11 and 12, a list of ALL courses taken or attempted, with percentage grade, will appear on the transcript



Full Time Student Status

Students are required to carry a full-time course load

Grade 9-11 students must carry eight courses

Grade 12 students must carry a **minimum** of six courses (three in each semester)

Night School and E-learning Night School courses are available **ONLY** if the course cannot be provided during the day (ie. course full, conflicts with timetable, or not offered)



Where am I going?

Post-secondary destinations: work, college, university, apprenticeship, specialized training, etc.

Explore ALL the possibilities that exist after high school

Awareness of admission requirements for possible destinations

Awareness of labour market trends



How do I get there?

Educational planning - choosing the appropriate courses for your destination

Consultation with liaison personnel from the institutions you are interested in

Consultation with Guidance

Consultation with parents/guardians

Hard work and perseverance



Using your IPP

Remember your Individual Pathway Planner

- IPP is found on Career Cruising
- It has valuable resources for career planning and goal setting
- Can access it anytime
- It is formally reviewed and revised by students at least twice each year

The screenshot shows the Career Cruising website interface for a user named Sample01. The top navigation bar includes 'Français', 'Help', 'My Account', and a search bar. Below the navigation bar, there are tabs for 'Assessments', 'Careers', 'Education', and 'Employment'. The main content area is titled 'Welcome to Career Cruising, Sample01!' and features a 'My Progress' section with a progress bar at 0% and a pie chart showing 0% Complete, 22% Reflect & Confirm, and 78% Incomplete. A quote by Steve Jobs is displayed below the progress section. The 'Focus on Careers' section highlights 'Focus on careers in social activism' and lists related careers: Activist, Community Worker, Fundraiser, Lobbyist, Political Aide, Politician, Public Policy Analyst, and Volunteer Manager. A 'Show me another' button is located at the bottom right of the related careers list. The footer contains 'Terms of Use', 'Privacy', 'Contact Us', and '© 2014 Career Cruising'.



Online Resources

Ontario Colleges www.ontariocolleges.ca

University www.electronicinfo.ca

Individual college or university calendars/websites

Apprenticeships - www.apprenticesearch.com



Graduation Requirements

30 credits (18 compulsory and 12 optional credits)

Successful completion of the Literacy requirement

40 hours of community involvement



Tracking Diploma Requirements

Review the marks from previous courses listed in the Course Planner in Career Cruising

Marks should be carefully considered when making decisions for next year's courses

Report any errors or discrepancies to Guidance as soon as possible



Course Types in Grades 11 and 12

C - College preparation

E - Workplace destination

M - University/College preparation

U - University preparation

O - Open



Course Types in Gr. 11/12

Course Type	University	College	Apprenticeship	OSSD
College (C) - Ex. ENG 3C1		✓	✓	✓
Workplace (E) - Ex. ENG 3E1			✓	✓
Uni/College (M) - Ex. MCF 3M1	✓	✓	✓	✓
University - Ex. ENG 3U1	✓	✓	✓	✓
Open - Ex. PAF 3O9				✓



Prerequisite Planning

Courses in Grades 11 and 12 may have prerequisites

Consult the flowcharts for each subject area for information on prerequisites

Check individual college and university prerequisites, as well as other post-secondary institutions' prerequisites for programs that interest you



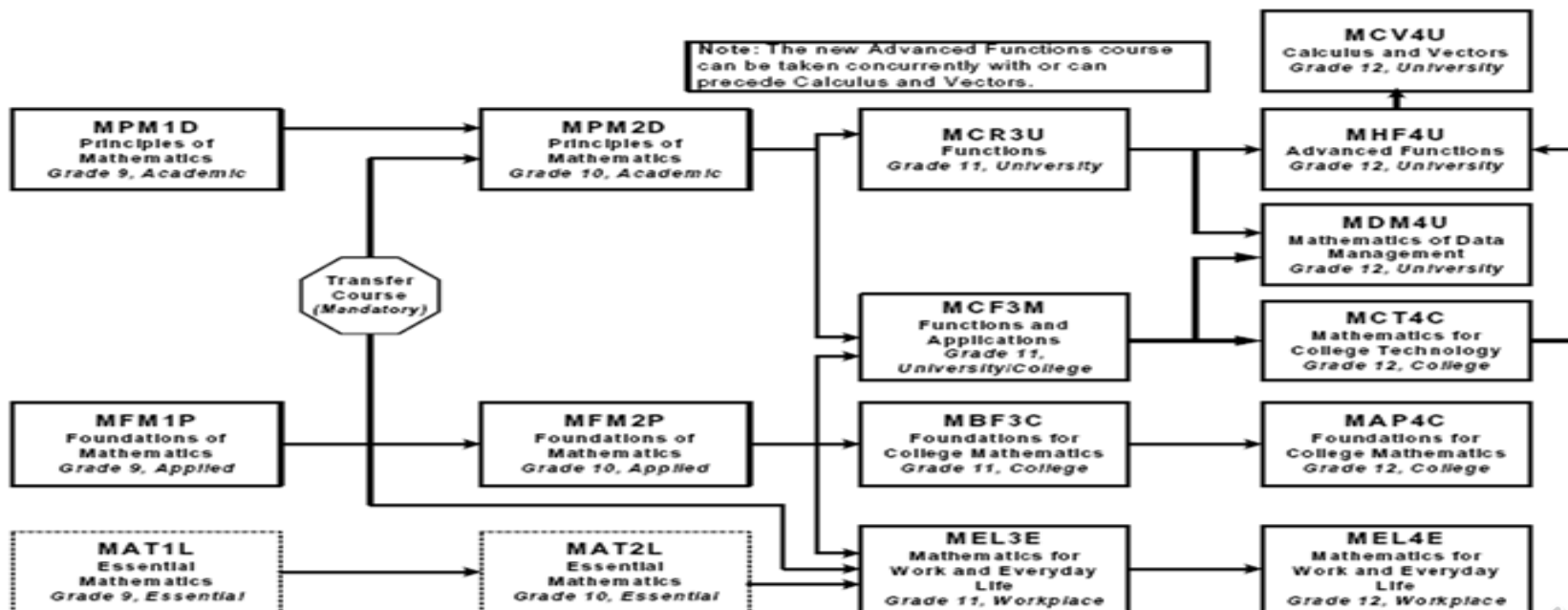
School Board Website

Student Tab

www.yrdsb.ca



Math Pathway



Signing up for Specialized Programs

Cooperative Education

2 credit (½ day) or 4 credit (all day)

Must complete an online application form (<https://goo.gl/IyQMui>) and teacher reference forms

In the spring you will receive an appointment to meet with Co-op to discuss your interests



Signing up for Specialized Programs

Dual Credit

Earn both college and high school credits

Regional program - Semester 1 or Semester 2

Select 1 or 2 credit Dual Credit course in Career Cruising

Once a week in the afternoon – can partner with Co-op or take morning classes only

Visit Guidance/Co-op for more information



Signing up for Specialized Programs

Specialist High Skills Major

Offered in;

Business

Construction

Health and Wellness

Bundle of 8-10 courses in grade 11 and 12

Must complete SHSM Application form at [Bit.ly/YRDSBSHSMapp](https://bit.ly/YRDSBSHSMapp)

Check specific course requirements on Career Cruising – SHSM tab on Course Planner

Plan for 2 credit Co-operative Education



Signing up for Specialized Programs

Exploring Opportunities Program (EOP)

4 credit package with a focus on Construction Sector (2 credit co-op, Construction, Navigating the Workplace)

Runs semester 1 or semester 2

Select in Career Cruising

Application and interview required



The Destinations



Work Destination

What do I need to do to get prepared?

Resume/Cover Letter, Interview Skills, Hidden Job Market – Networking,
Transferable Skills – Essential Skills and Work Habits

How can I prepare before I graduate?

Cooperative Education, Exploring Opportunities Program (EOP), Community
Involvement, Related Experiences, Many online resources



Apprenticeships

Hands-on training program – 85-90% occurs 'on-the-job', while 10-15% takes place in the classroom

Apprentices earn while they learn

Requires competencies in Math, English and Science as well as an aptitude for applied technology and problem solving

Grade 12 Math (MAP4C1 or MCT4C1)



College Programs

Program	Length	Entrance Requirements	Cost
Certificate	1+ yrs	OSSD ENG4C / ENG4U Possible additional requirements such as Math or Science	\$2500-5000/yr
Diploma	2-3 yrs		
Advanced Diploma	2-3 yrs		
Collaborative Programs	2 + 2-4 yrs		
Degree	4 yrs	Six 'U' or 'M' courses ENG4U + additional requirements	\$6100/yr



University Programs

Program	Length	Entrance Requirements	Cost
Bachelors Degree	3-4 yrs	OSSD ENG4U + 5 'U'/'M' courses Programs may require specific courses, check the program website for details	\$6000-10000/yr



Online Course Selection

Completed online through Career
Cruising

Log into your own YRDSB Career
Cruising account



School Board Website - www.yrdsb.ca

www.yrdsb.ca/Pages/default.aspx

Yrdsb Inspire Learning!

Careers | Newsroom | Contact Us | Feedback | BWW Login

Staff: --Select an Application--

Google Custom Search Search

Home About Us Board of Trustees Schools Programs & Services Students Parents Community

You Are Here: [Home](#) Google Translate

News & Events

- [Grade 8 Information Sessions](#)
October 7, 2016 - January 24, 2017
- [Chair's Committee Meeting](#)
December 21, 2016
- [Chanukah](#)
December 24, 2016 - January 1, 2017
- [Christmas Day](#)
December 25, 2016
- [Kwanzaa](#)
December 26, 2016
- [Birth of Guru Gobind Singh](#)
January 5, 2017
- [Julian Christmas](#)
January 7, 2017
- [Special Education Advisory Committee](#)
January 12, 2017

Winter Break - December 26, 2016 - January 6, 2017

Message from the Director
J. Philip Parappally

Online Tools

- [Student Tools & Resources](#)
- [Individual Pathways Plan & Online Course Selection](#)
- [School Year Calendar](#)
Elementary & Secondary Learning Calendars
- [School Locator](#)
Locate your schools from your address
- [Book a School \(Permits\)](#)
Community Use of Schools

Board Priorities
Modern Learning | Mathematics | Mental Health
Equity | Innovation | Leadership

Click on the
"Online
Course
Selection tab"



School Board Website - www.yrdsb.ca

ca/Programs/Guidance/Pages/Careers-Secondary-Online-Course-Selection.aspx

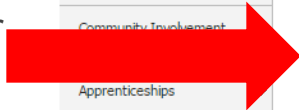
The screenshot shows the website's header with the York Region District School Board logo and the 'Inspire Learning!' slogan. Navigation links include 'Careers', 'Newsroom', 'Contact Us', 'Feedback', and 'BWW Login'. A search bar and a staff selection dropdown are also present. The main navigation menu includes 'Home', 'About Us', 'Board of Trustees', 'Schools', 'Programs & Services', 'Students', 'Parents', and 'Community'. The breadcrumb trail reads: 'You Are Here : Home : Programs & Services : Guidance Services : Career Cruising and Secondary Online Course Selection'. The main content area is titled 'Career Cruising and Secondary Online Course Selection' and contains the following text:

Career Cruising is an interactive career guidance and pathways planning tool designed for people of all ages. The tool can help students to explore different career path options, manage course selections online--and plan various pathways to meet the requirements for their desired career path.

Grades 6-12+ students are directed to sign into the site with their district assigned account. The portfolio username for students is york-xxxxxxx where xxxxxxx is the student ID. When logging in for the first time the password will be the student's birth date using the format mmdyyyy. The system will prompt the student for a new password after successfully logging in for the first time. All students will start their portfolios from scratch in Career Cruising. Students from Grades 8 through 12+ will perform their course selections through the Course Planner module on the Career Cruising site.

Below the text are links for 'Career Cruising Grades 6 - 12', 'Career Cruising Pathfinder Tips', 'Tip Sheet', and 'Tutorial'. A sidebar on the left lists various services, with 'Career Cruising and Secondary Online Course Selection' highlighted by a red arrow.

Click on the "Career Cruising" tab



Career Cruising

Look at course offerings at
RGSS

A screenshot of the York Region DSB My IPP Login page. The page has a blue header and a white main content area. The title is 'York Region DSB My IPP Login'. There are two input fields: 'Username: YORK-' and 'Password:'. Below the password field is a yellow 'Login' button and a link 'Forgot your username and/or password?'. To the right of the login fields is a grey box with instructions: 'Your Username is the prefix 'york-' + your Student ID (e.g. york-123456789)', 'When you first login, your Password is your birth date (mmddyyyy) (e.g. August 20th, 1990 -> 08251990)', and 'You will be required to change your password after you first login'. Below the login area is a blue footer with three columns of links: 'Student Course Guide, York Region DSB', 'eXplore/Peer Video, Student Demonstration', and 'Learn more About CareerCruising Products'. The first column has a dropdown menu with 'Select' and a downward arrow. The second column has a video player with a play button. The third column has links: 'eSpringboard course', 'eSpark', and 'eTheRealGame'. At the bottom left of the footer is a 'Privacy Policy' link.

Career Cruising

Login with your username
and password



The screenshot shows the 'York Region DSB My IPP Login' page. The login form is highlighted with a red border and contains the following fields:

- Username: YORK-
- Password: [Empty]

Below the password field is a yellow 'Login' button. To the right of the form, there is a grey box with the following text:

Your Username is the prefix 'york-' + your Student ID (e.g. york-123456789)
When you first login, your Password is your birth date (mmddyyyy)
(e.g. August 20th, 1990 -> 08251990)
You will be required to change your password after you first login

At the bottom of the page, there is a blue navigation bar with the following links:

- Student Course Guide, York Region DSB
- ccPathfinder Video Student Demonstration
- Learn more about CareerCruising Products
- ccSpringboard
- ccInspire
- ccSpark
- ccTheRealGame

A 'Privacy Policy' link is located at the bottom left of the page.



Course Selection

Click 'Choose my courses'



The screenshot shows the Career Cruising website for user Sample01. The navigation bar includes 'Français', 'Help', and 'My Account'. The main content area is titled 'Welcome to Career Cruising, Sample01!'. A 'My Progress' section shows a progress bar at 0% and a pie chart with three segments: Complete (0%), Reflect & Confirm (22%), and Incomplete (78%). Below this is a quote by Steve Jobs: "Your work is going to fill a large part of your life, and the only way to be truly satisfied is to do what you believe is great work. And the only way to do great work is to love what you do." - Steve Jobs. The 'Focus on Careers' section is titled 'Focus on careers in social activism' and lists related careers: Activist, Community Worker, Fundraiser, Lobbyist, Political Aide, Politician, Public Policy Analyst, and Volunteer Manager. A photo of a woman reading a newspaper is shown on the right. A 'Show me' button is at the bottom right.

Category	Progress
Complete	0%
Reflect & Confirm	22%
Incomplete	78%

- Activist
- Community Worker
- Fundraiser
- Lobbyist
- Political Aide
- Politician
- Public Policy Analyst
- Volunteer Manager



My Course Plan

Year 9	Year 10	Year 11	Year 12
French FRF101	English 10 ENGL10	English 11 ENGL11	+ English 12 ENGL12
English 9 ENGL09	Maths 10 MATH10	Maths 11 MATH11	+ Elective
Math 9 MATH09	Science 10 SCIE10	Introduction to Art/Arts... HSP011	+ Elective
Science 9 SCIE09	History 10 HIST10	Introduction to Comp... ICSD11	+ Elective
Geography 9 GEOG09	Career Studies GLCD11	Biology BIO011	+ Elective
Physical PHYS08	Classics CLAS01	Chemistry SCH011	+ Elective
Instrumental Music + S... AMUS01	Instrumental Music + S... AMUS02	Understanding Contem... CLUB01	+ Elective
Performing - Instrumen... AUST01	Introduction to Business BBD01	Physics SPHS01	+ Elective
Information and Com... BPM001	Performing - Instrumen... AUST02	Choreo 8	+ Elective
	Food and Nutrition FEN001		+ Elective

Graduation Tracking

\$5.51/28 Credits

Learn More

SHSM

Learn More

ConEd

Learn More

Study Panel

Submit

Other Credit

Add Course

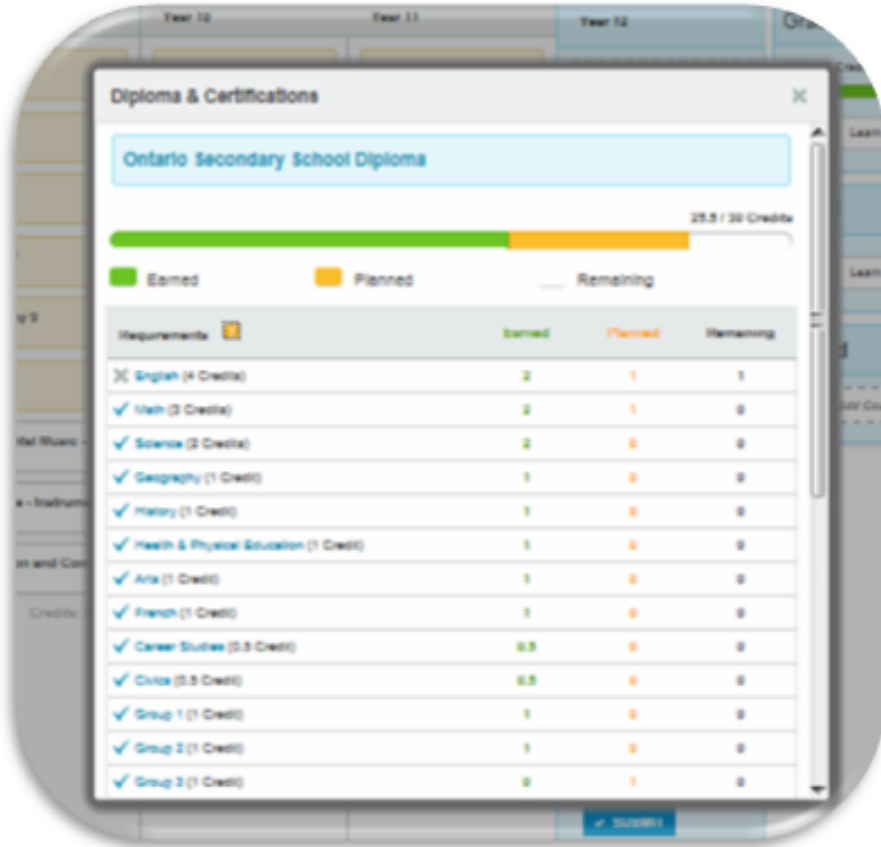
Course Offerings

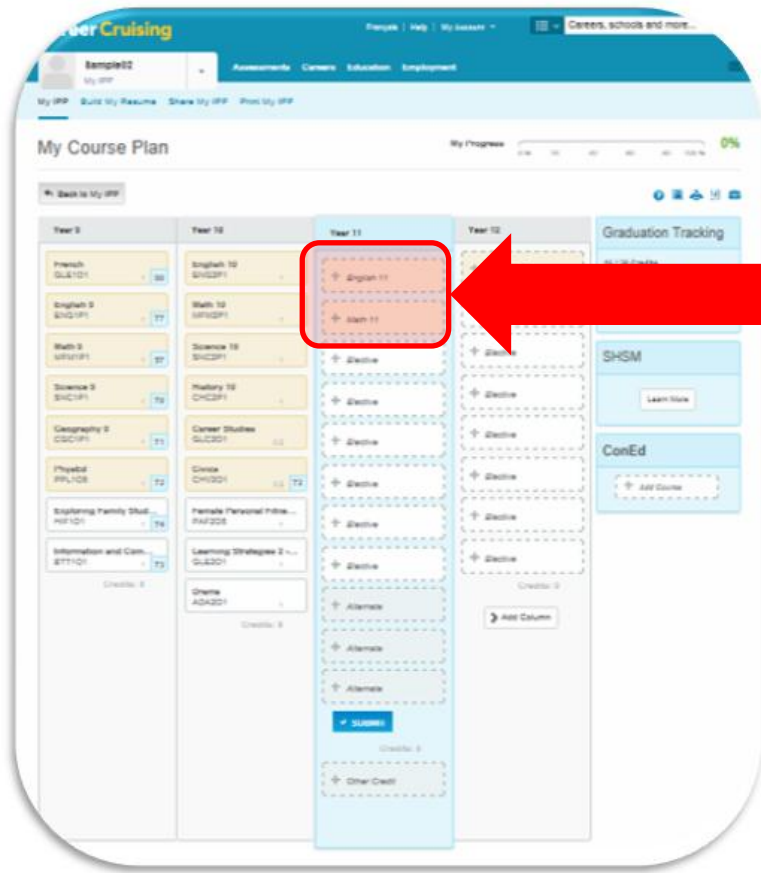
Click on the book icon to see a list of all courses offered at Richmond Green and their descriptions.



Graduation Tracker

View what credits you have earned and still need to complete for your OSSD.





Adding Compulsory Courses

Shown in yellow.

Click on the “+” to open the course options.



Adding Courses

The screenshot shows a user interface for adding courses. A 'Course Information' dialog box is open, displaying a table of available courses. The table has columns for Name, Code, Credit, Type, and Grade. Three courses are listed: English (ENG3C1), English (ENG3E1), and English (ENG3U1). A red arrow points to the table.

Name	Code	Credit	Type	Grade
English	ENG3C1	1	C	11
English	ENG3E1	1	E	11
English	ENG3U1	1	U	11

The courses available to you will be shown.

Repeat for each of the compulsory courses.



Adding Courses

When clicked, the box will expand to show more information about the course and pathway of that course type.

Choose the add button at the bottom of the dialogue box to add the course.

Repeat for each of the compulsory courses.

The screenshot shows a graduation tracking interface with a 'Course Information' dialog box. The dialog box has a table with the following data:

Name	Code	Credit	Type	Grade
English	ENG3C1	1	C	11
English	ENG3E1	1	E	11
English	ENG3U1	1	U	11

Below the table, there is a 'Description' section for the selected course (English ENG3U1), a 'Prerequisite' list (English ENG2D1, English as a Second... ESLE01), and a 'Future' list (World Issues: A Geo... COH4U1, World History since... CHY4U1, Analyzing Current E... CIA4U1, Canadian and Intern... CLN4U1, English ENG4C1, English ENG4U1). At the bottom of the dialog box, there is a legend for 'Earned' (green) and 'Planned / In Progress' (yellow), and a blue 'Add Courses' button. Red arrows point to the selected course row and the 'Add Courses' button.



Adding Elective Courses

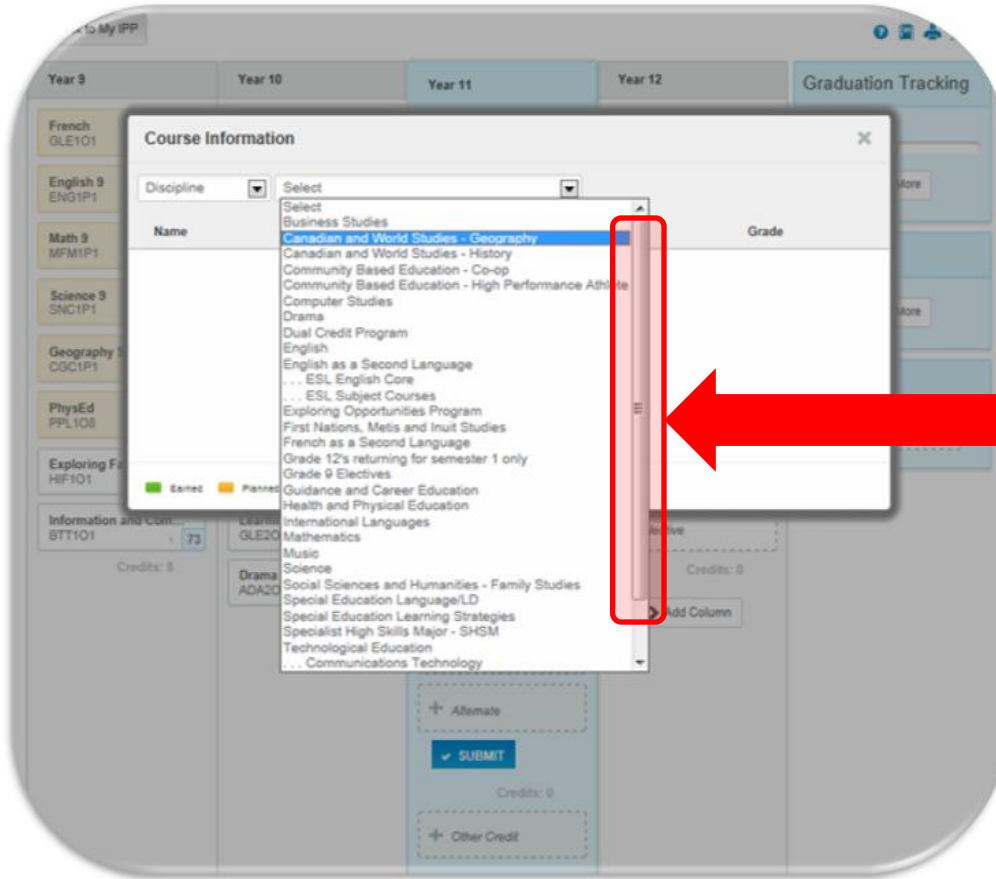
The screenshot shows a user interface for a career planning tool. At the top, there's a navigation bar with 'Career Cruising' and 'My Account'. Below that, a 'My Course Plan' section is visible, showing a grid of courses for Years 9, 10, 11, and 12. A red box highlights a column of elective options for Year 12, each with a '+' icon. A red arrow points from the text on the right to this column. The interface also includes a 'Graduation Tracking' section with a progress bar and a 'Learn More' button.

Shown in white.

Click on the “+” to open the course options.



Adding Elective Courses



Using the drop-down menu, you can search by subject area.

Use the scroll bar to see all available options.



Course Description

Select the course you want.

The dialogue box will expand to show more details about the course.

If you want to add the course, click on the add button on the bottom.

If you don't click, on the x in the upper right corner.

The screenshot shows a 'Course Information' dialog box with the following table:

Name	Code	Credit	Type	Grade
Drama	ADA1O1	1	O	9
Drama	ADA2O1	1	O	10
Drama	ADA3M1	1	M	11
Drama - Production	ADD3M1	1	M	11
Drama	ADA4M1	1	M	12
Drama - Production	ADD4M1	1	M	12

The 'Drama - Production' row (ADD3M1) is highlighted with a red box. Below the table, there is a 'Description' section for 'Drama - Production' and a 'Prerequisite' section showing a flow from 'Drama ADA2O1' to 'Drama - Production ADD3M1'. At the bottom right of the dialog box, there is a blue button labeled 'Add Courses'.



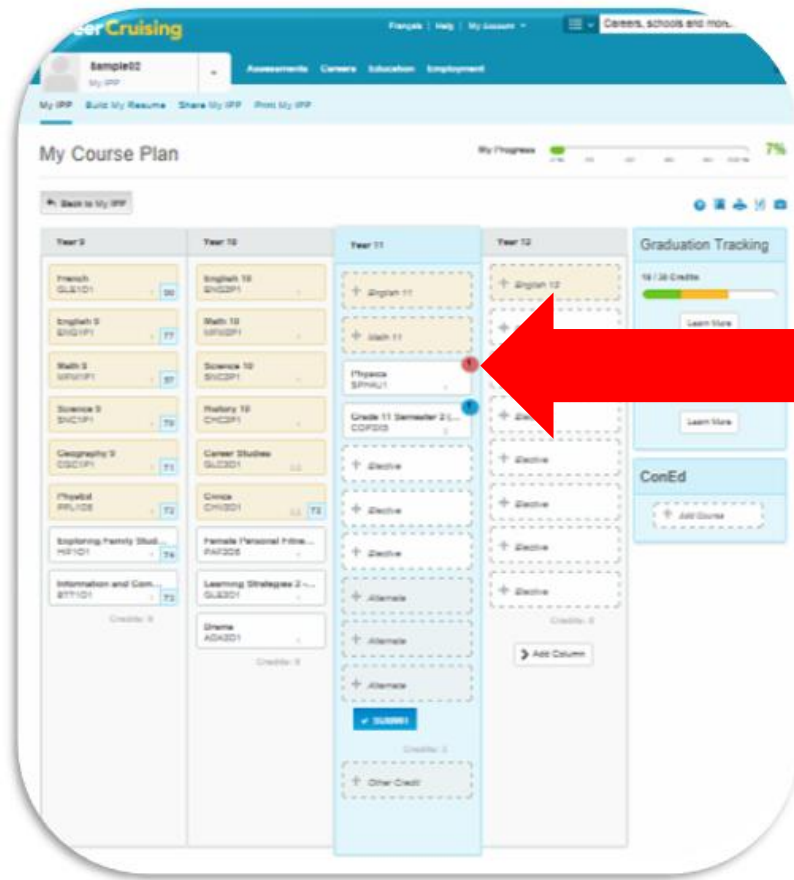
The screenshot displays the 'My Course Plan' interface on the Career Cruising website. It is organized into columns for Year 10, Year 11, and Year 12. A red box highlights the 'Alternate' course options in the Year 12 column, with a red arrow pointing to them from the right. The interface also includes sections for 'Graduation Tracking' (showing 35.5/34 Credits), 'SHSM', and 'ConEd'.

Alternate Courses:

You must also choose 3 Alternate Courses (think of them as back-up choices)

Choose these in the same way you choose the Elective courses





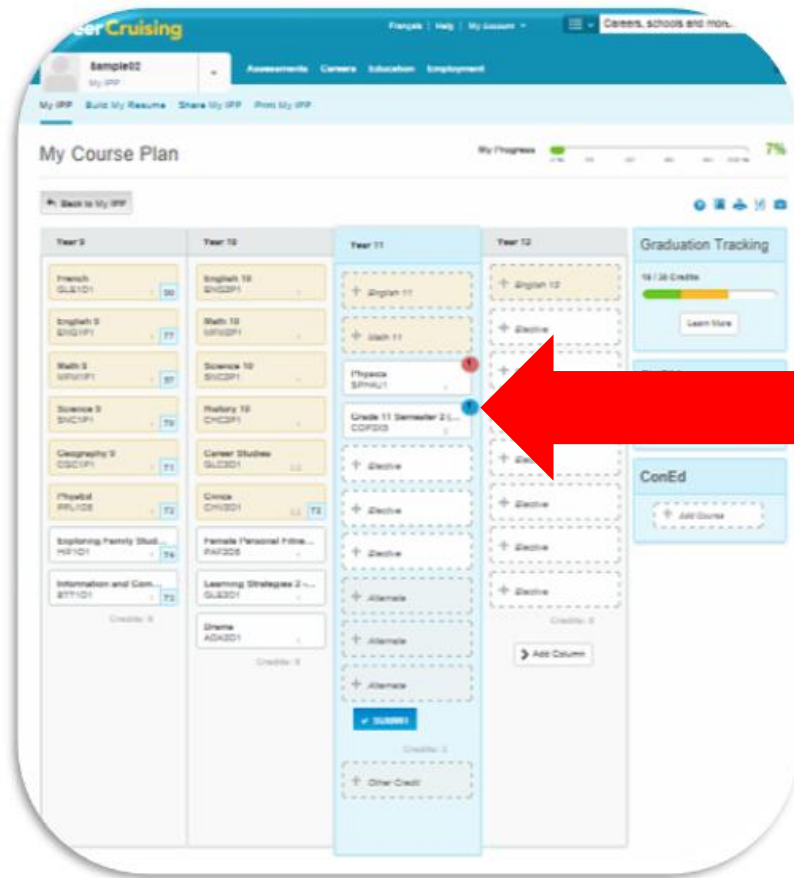
Issue Note - Red Sign

PREVENTS YOU FROM SUBMITTING

Examples:

“You do not have the proper prerequisite, please select the proper prerequisite, or speak to Guidance.”





Warning Note - Blue Sign

Examples:

“You have selected a course that you have previously completed. This course will not count as an additional credit.”

- or -

“Before choosing a Co-op Education course, students must meet with the Co-op Department to determine which course code to choose and to receive an Application Form and Teacher Reference.”



The screenshot shows a student's course plan interface. At the top, there's a navigation bar with 'My Course Plan' and a progress indicator at 75%. Below this, a grid of course cards is displayed for Years 9, 10, 11, and 12. The Year 11 column is highlighted in light blue. At the bottom of the Year 11 column, there is a red-bordered box containing a plus sign and the text 'Other Credit'. A large red arrow points from the right towards this box. To the right of the course grid, there are sections for 'Graduation Tracking' (14 / 28 Credits), 'SHSM', and 'ConEd'. The interface also includes a 'Back to My IPP' button and an 'Add Column' button at the bottom right of the grid.

Other Credits

If you intend to take a course in summer school

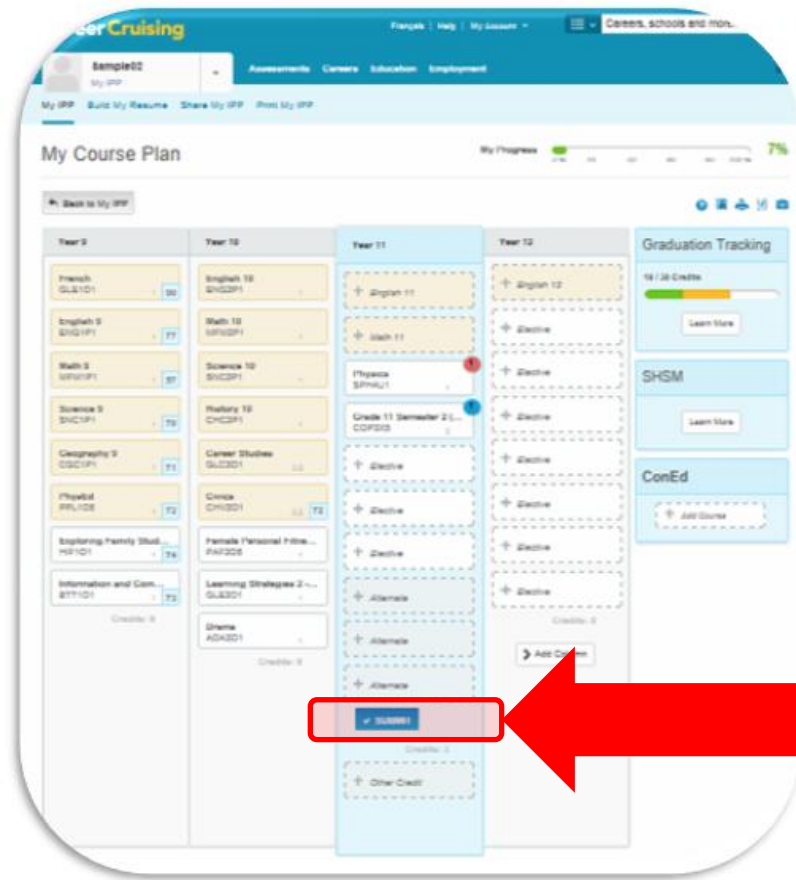
Place that course in the “Other Credit” box

This allows you to select an additional course or one that you may not have the prerequisite for.

A blue exclamation mark will appear indicating that the course selected is going to be taken as an extra credit.

Only use this box if very certain you are taking a summer school course.





Final Step

Click the “SUBMIT” button to submit the courses

Print your selections and have them signed by your parent/guardian

Hand in to your Homeroom Teacher

**DUE NO LATER THAN
FRI. FEB 24, 2017**



Summer School

The screenshot displays a 'My Course Plan' interface. At the top, there's a navigation bar with 'My Profile', 'Assessments', 'Courses', 'Education', and 'Employment'. Below this, the user's name 'Samuel02' and 'My Progress' (7%) are visible. The main area is a grid of course boxes for Years 9, 10, 11, and 12. A 'Graduation Tracking' section shows '14 / 28 Credits' with a progress bar. Below that are 'SHSM' and 'ConEd' sections. A red box highlights an 'Add Course' button in the 'ConEd' section of the Year 11 column.

When Summer School Registration is open click on the add course box under ConEd.



Important Dates

February 15, 2017 at lunch - Course Fair

February 24, 2017 - Due Date for Submitting Course Selection

March, 2017 - Course Request Verification (your last opportunity to revise your requests)



Final Words of Advice...

Pathways can still be changed - there are multiple ways to reach the destination of your choice

Work hard and be optimistic about your future!

GOOD LUCK!

